






Marshmallow Challenge

Objective: Practice the 7 keys of Employability by competing in Marshmallow Challenge

	<h2>First Bite</h2> <p>Have students write down the 7 keys of employability on plain white sheet of paper. Explain CTE and how all Ts are adopting these 7 keys. Explain importance of these skills in industry and how I will be evaluating them in class. Line up in alphabetical order of 1st name. Take Roll</p>
	<h2>Explain</h2> <p>Explain CTE and how all Ts are adopting these 7 keys. Explain importance of these skills in industry and how I will be evaluating them in class. Go through Employability Slides Ss take notes on paper. Explain rules to Marshmallow Challenge Have all materials on each kitchen counter in plastic bag.</p>
	<h2>Create</h2> <p>Count teams off by color and sent to kitchens. Start timer: 18 minutes to create tallest free-standing tower, marshmallow must be on top. Measure and award winner. Clean up.</p>
	<h2>Reflect & Share</h2> <p>Show Ted Talk: Build a Tower, Build a Team by Tom Wujec Treasure Hunter: Each team rolls dice and summarizes what they learned in challenge using number rolls. Time remaining: Teams discuss Employability Skills they felt were the strongest in the challenge. What did they learn about them.</p>
	<h2>Bakery Mission</h2> <p>Anyone who can name all students in class by end of week 2 will earn mystery XP.</p>

